

Graduate Outcomes Survey

Graduates of 2021



Key Facts

98%

Undergraduate
Honours Degree
Graduates are in
employment or
further study

96%

Postgraduate
Certificate &
Diploma
Graduates are in
employment or
further study

94%

Postgraduate
Research
Graduates are in
employment or
further study

95%

Taught Masters
Graduates are in
employment or
further study

97%

Other
Undergraduate
Graduates are in
employment or
further study

Table of Contents

Introduction	4
Executive Summary	5
Graduate Employability	11
Graduate Employment Trends - Overall	12
Award Level Summary	
• Postgraduate Research	18
• Taught Masters	25
• Undergraduate Honours Degrees	32
• Other Undergraduate Degree	39
Faculty & Course information	
• Faculty and Course specific information is available for download on our website here	

Introduction



This report of the UL Class of 2021: Graduate Outcome Survey presents the findings of the Cooperative Education & Careers survey of 4,637 graduates. We deployed the survey nine months after graduation, using the results to track UL graduates' early career destinations. Supported by the Higher Education Authority, it forms part of a national review of graduate outcomes across the higher education sector. A high response rate of 69% provides us with robust data for all award categories: PhD and Research Masters; Taught Masters; Undergraduate Honours Degree; Postgraduate Certificates and Diplomas; Other Undergraduate Certificates and Diplomas. The dataset can be examined and cross referenced by a range of indicators including award, employment status, further study/training, gender, location, salary, and sector of employment.

The Class of 2021 graduated into an uncertain labour market that was grappling with the disruption of the global pandemic. For many of the Class of 2021, their early careers began in a context of significant churn, and often without the support of traditional in-person on-boarding, induction and graduate development programmes. They did, however, enjoy the positional advantage of graduating from a university with a Cooperative Education ethos and a commitment to developing students' future graduate capital. During 2021, UL's well-directed collaboration with Cooperative Education and graduate employers continued to prove reassuringly hardy. The positive outcomes for the Class of 2021 speak to UL graduates' employability contingency and agility in a context of ongoing uncertainty and a very changed employment landscape.

I extend thanks to Gavin Connell and Mark Robert for their work on this extensive survey and the accompanying data analysis. Based on the responses of over 3,420 graduates, I hope you will find this report and its findings useful for programme planning, quality, accreditation, rankings, marketing and strategic reporting activities.

Is mise le meas,

Patrice



Dr Patrice Twomey

Director, Cooperative Education &

Careers


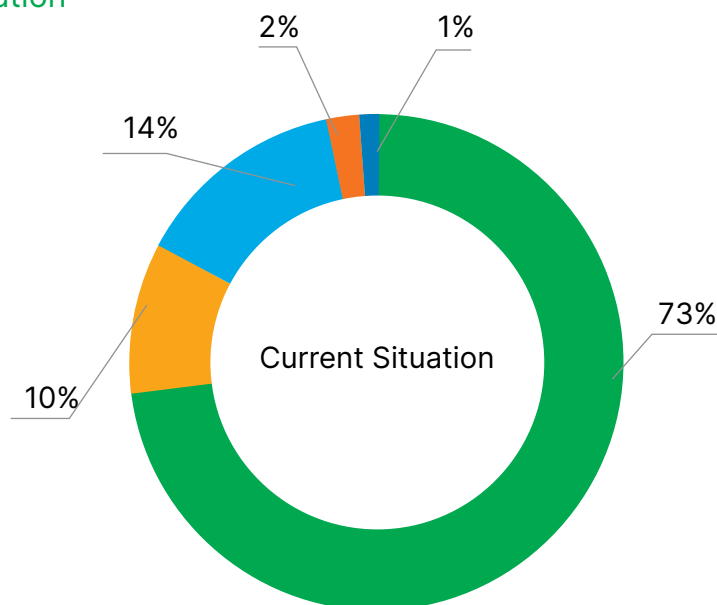
Executive Summary

- 4637 graduates of the Class of 2021 were surveyed (an increase of 7% on last year), with 3243 responses generating a response rate of 69%.
- 83% of the surveyed cohort went directly into employment (an increase of 8% on last year). 73% in Ireland, and 10% globally.
- 14% of the class were engaged in further study or training.
- 2% of graduates were seeking employment (down from 7% last year), with 2% unavailable for employment (for reasons of e.g. health, family, gap year).
- The results suggest that the higher educational attainment is positively linked to higher employment rates, with 93% of UL PhD/ Research, 91% of Taught Masters, and 76 % of Undergraduate Honours Degrees graduates in employment.
- The average graduate salary was €37,422 (an increase of €2,435 on last year), with 69% of graduates in excess of €30,000.
- The results indicate the higher educational attainment is positively linked to higher salaries, with PhD/Research Masters graduates earning an average salary of €42,813, Taught Masters €41,065, and Undergraduate Honours Degrees €33,829.
- The sectoral spread of the Class of 2021 employment is: Human Health and Social Work (19%), followed by Financial, Insurance and Real Estate sector (15%), Professional, Scientific and Technical (14%) and Industry (13%) and Education (12%). There has been no significant change in sectoral spread since last year.
- In line with recent trends, the Western Corridor (West, Mid-West and South West) continues to be the preferred destination for UL graduates, accounting for (60%) of graduate employment. This compares with 36% in the East. Globally, the most popular destinations were the UK (31%), EU (26%), and North America (25%).

¹ Based on responses where salary details were given

Results by Award Levels - All Faculties

Current Situation



97%

Education & Health Science Graduates are in employment or in further study

98%

Business Graduates are in employment or in further study

Employment Trends

	2017	2018	2019	2020	2021
Employed	81%	81%	N/A	75%	83%
Further Study or Training	15%	14%	N/A	17%	14%
Not Available	1%	2%	N/A	2%	1%
Seeking Employment	2%	3%	N/A	7%	2%

Please note that in some cases the totals will not add up to 100% throughout this publication due rounding to whole numbers.
No Survey Completed in 2019 (Covid)

97%

Science & Engineering Graduates are in employment or in further study

95%

Arts, Humanities & Social Sciences Graduates are in employment or in further study

Results by Award Levels - All Faculties

Postgraduate Research, All Faculties

Results for this award level for 2021 graduates reveal that UL's Postgraduate Researchers are very much in demand, particularly in Ireland. Key outcomes for graduates include:

- **Number of graduates and survey respondents** – A total of 118 graduates (an increase of 61 on last year) were surveyed, with 85 respondents. Response rate of 72%
- **Further study or research** – This is a reduction of 1% on last year.
- **Currently employed** – 93% of graduates. 69% of those graduates are employed in Ireland, and 24% are employed abroad.
- **Seeking employment** – 1%, this is a reduction of 1% from last year
- **Not available for employment** – 5% unavailable for work
- **Average salary** – €42,813.
- **Key sectors** – Education 47%, Professional, Scientific and Technical Activities 25%, Human Health and Social Work 8%, and Public Administration & Defence 4%.
- **Employed by region** – Mid-West 54%, East 25%, and West 8%. Outside of Ireland, European Union Countries had 60%, followed by Great Britain 20%, and North America 15%

Taught Master's Degrees, All Faculties

Results for this award level for 2021 graduates reveal that UL's Taught Postgraduates are in demand. Key outcomes for graduates include

- **Number of graduates and survey respondents** – A total of 1296 graduates were surveyed, with 946 respondents, a response rate of 73%.
- **Further study** – 4%.
- **Currently employed** – 91% of graduates (An increase of 11% on last year). 80% of those graduates are employed in Ireland, and 11% are employed abroad.
- **Seeking employment** – Percentage seeking employment dropped from last years high of 14% to 3%.
- **Not available for employment** – 2%.
- **Average salary** – €41,065 (an increase of over €2000).
- **Key sectors** – Human Health and Social Work Activities at 20%, Professional, Scientific and Technical Activities at 14%, Financial, Insurance & Real Estate 13%, Education at 11%, Industry 10% and Information & Communication 8%
- **Employed by region** – East 39%, Mid-West 36%, and South-West 11%. Of those outside of Ireland 31% went to Great Britain, 23% went to EU Countries, and 19% to North America.

Results by Award Levels - All Faculties

Undergraduate Honours Degree, All Faculties

Results for this award level for 2021 graduates reveal that UL's Undergraduate Honours Degree graduates employment levels have increased by 6% on the previous year. Key outcomes for graduates include

- **Number of graduates and survey respondents** – 2,600 graduates surveyed with 1888 respondents, giving a response rate of 73%
- **Further study** – 21% (A decrease of 4%).
- **Currently employed** – 76% of graduates (An increase of 6% on last year). 67% of those graduates are employed in Ireland, and 9% are employed abroad.
- **Seeking employment** – 1% (A drop of 3% on previous year).
- **Not available for employment** – <1%.
- **Average salary** – €33,829 (An increase of just under €2000).
- **Key sectors** – Financial, Insurance & Real Estate 19%, Human Health and Social Work Activities at 18%, Industry 14%, Professional, Scientific & Technical 13%, and Education 9%.
- **Employed by region** – Mid-West 41%, East 28%, South-West 14% and West 8%. Of those employed outside of Ireland, Great Britain 38%, 32% were in North America, and EU Countries 24%.

Postgraduate Certificates & Diplomas, All Faculties

Key outcomes for graduates include:

- **Number of graduates and survey respondents** – 376 graduates surveyed, with 192 respondents, giving a response rate of 51%.
- **Further study** – 2%.
- **Currently employed** – 94% currently employed, 88% of those graduates are employed in Ireland, 6% are employed abroad.
- **Seeking employment** – 1%.
- **Not available for employment** – 3%.
- **Average salary** – €43,411.
- **Key Sectors** - Education 27%, Human Health & Social Work 16%, Professional, Scientific & Technical 15%, Information and Communication 9%, Industry 8%, and Financial, Insurance & Real Estate 8%.
- **Employed by region** – Mid-West 43%, East 34%, South-West 9% and West 7%. Of the overseas graduates, 46% EU countries, 23% North America, 15% Middle East, and 8% for both UK and Africa.

Results by Award Levels - All Faculties

Other Undergraduate Programmes, All Faculties

Key outcomes for graduates include:

- **Number of graduates and survey respondents** – 283 graduates surveyed, with 132 respondents, 47% response rate.
- **Further study** – 5%.
- **Currently employed** – 90% in Ireland, and 2% overseas.
- **Seeking employment** – 2%.
- **Not available for employment** – 2%.
- **Average salary** – €45,373.
- **Key sectors** – Human Health & Social Work 28%, Industry 17%, Professional, Scientific & Technical, 10%, Information & Communication 8%, Other 7%, Administrative & Support Services 7%, Education 6%, Accommodation & Food Services and Agriculture Forestry & Fishing both 2%
- **Employed by region** – Mid-West 43%, East 19%, West 16%, South-West 13%. Of the overseas graduates, European Countries and North America, both at 50%.

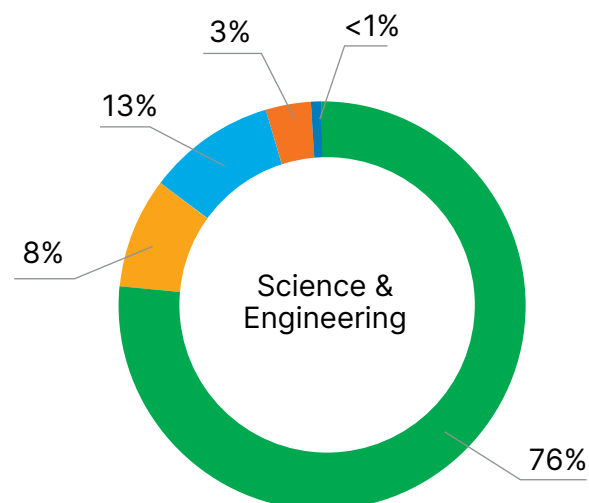
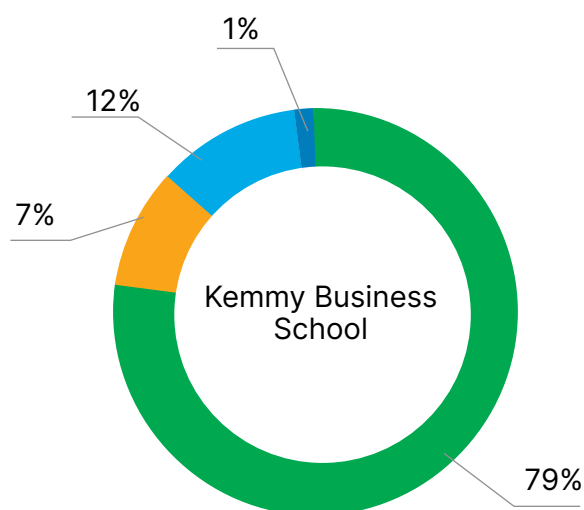
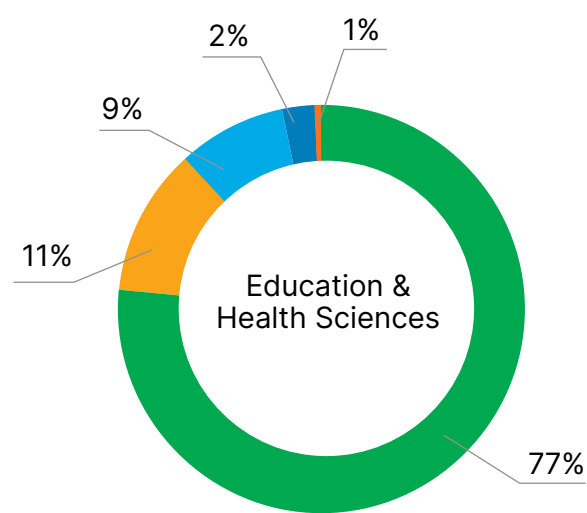
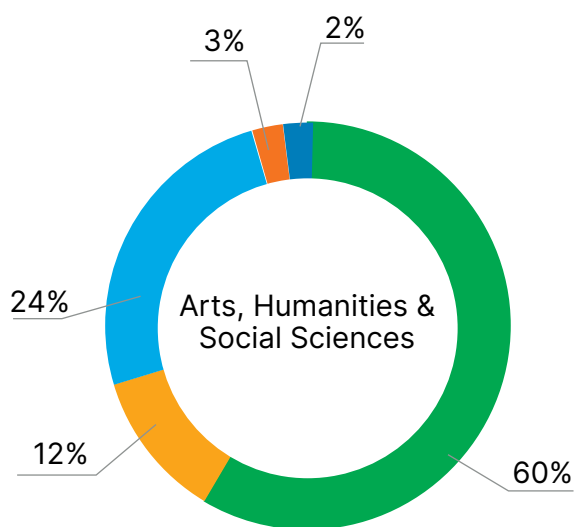


A photograph of a modern building's interior, featuring a large glass atrium with a concrete wall on the left and a glass wall on the right. A staircase with wooden steps and metal railings is in the foreground. Several people are walking on the stairs and in the atrium. The ceiling is a glass skylight. The overall atmosphere is bright and modern.

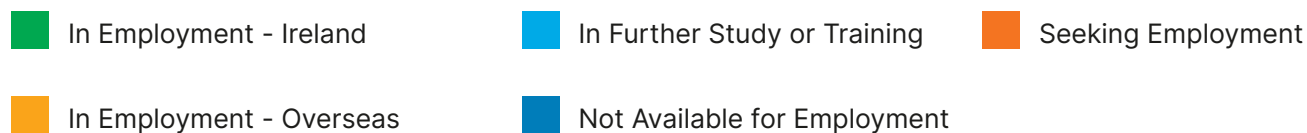
Graduate Employment Trends Overall Data

All Award Levels - Faculty Specific

The data below represents the current status of the graduates of 2021 for all award levels, at Faculty level. This includes Postgraduate Research, Taught Masters, Postgraduate Certificates & Diplomas, Undergraduate Honours Degrees, Other Undergraduate Programmes.

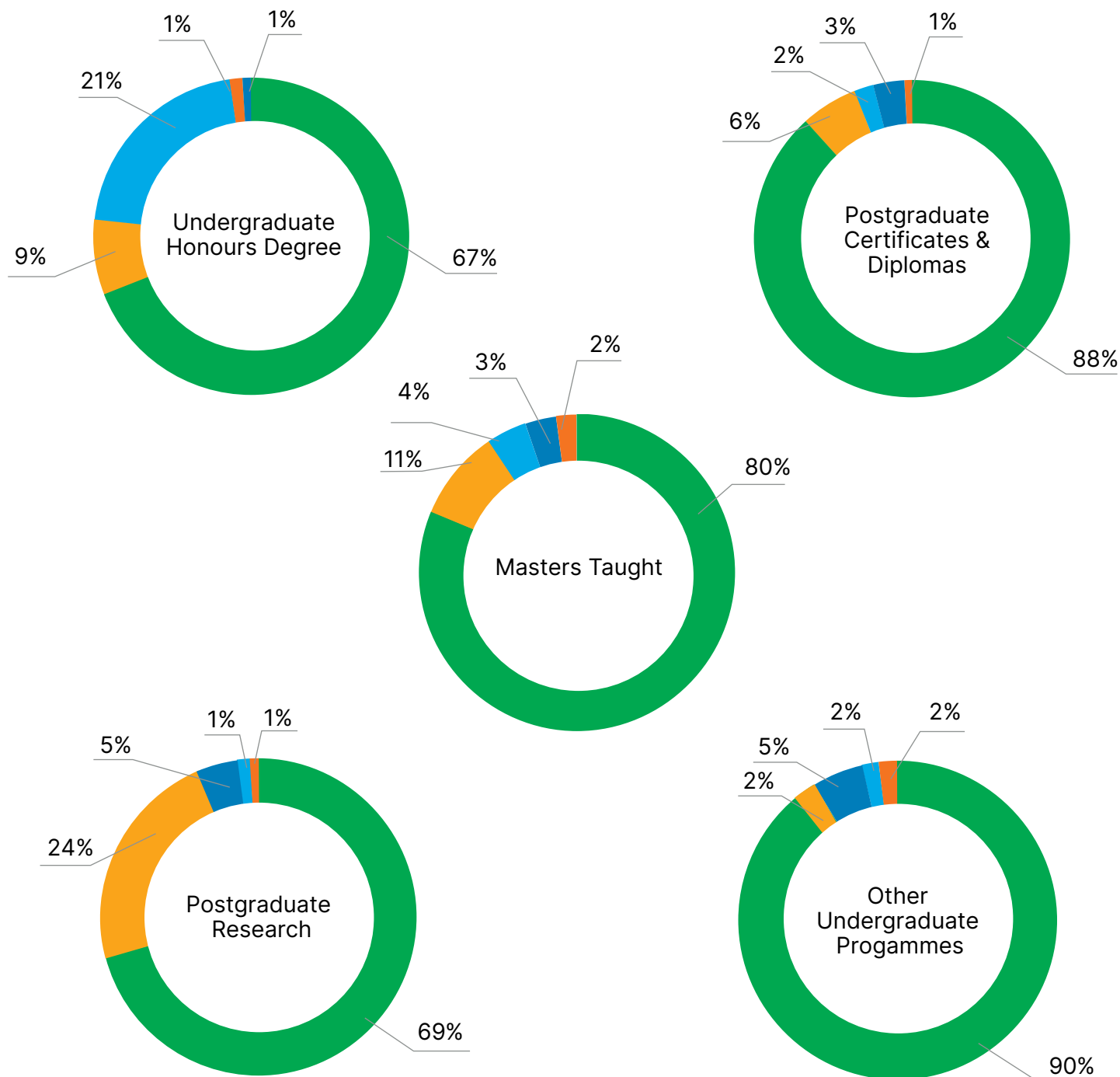


Please note that in some cases the totals will not add up to 100% throughout this publication due rounding to whole numbers.

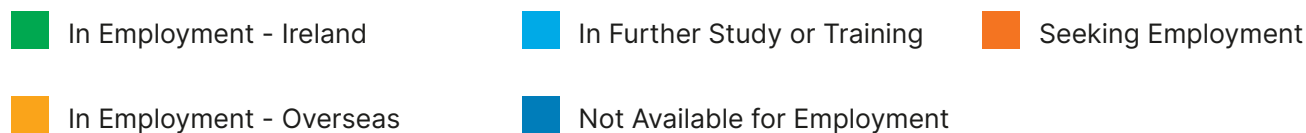


Results by Award Levels - All Faculties

The data below represents the current status of the graduates of 2021 for all faculties, by award level.



Please note that in some cases the totals will not add up to 100% throughout this publication due to rounding to whole numbers.



Results by Award Levels - All Faculties

In Employment



83%



83%

In Further Study or Training



14%



15%

Not Available for Employment



1%



2%

Seeking Employment



2%



1%

Results by Award Levels - All Faculties

The data below represents the current average salary at each award level for UL graduates who completed the GOS and responded to the salary question. Some key factors continue to influence salary levels of UL graduates. They include award level, discipline, type of job, employment sector, and location of employment.

€42,813

Postgraduate
Research

€41,065

Masters Taught

€33,829

Undergraduate
Honours Degree

€45,373

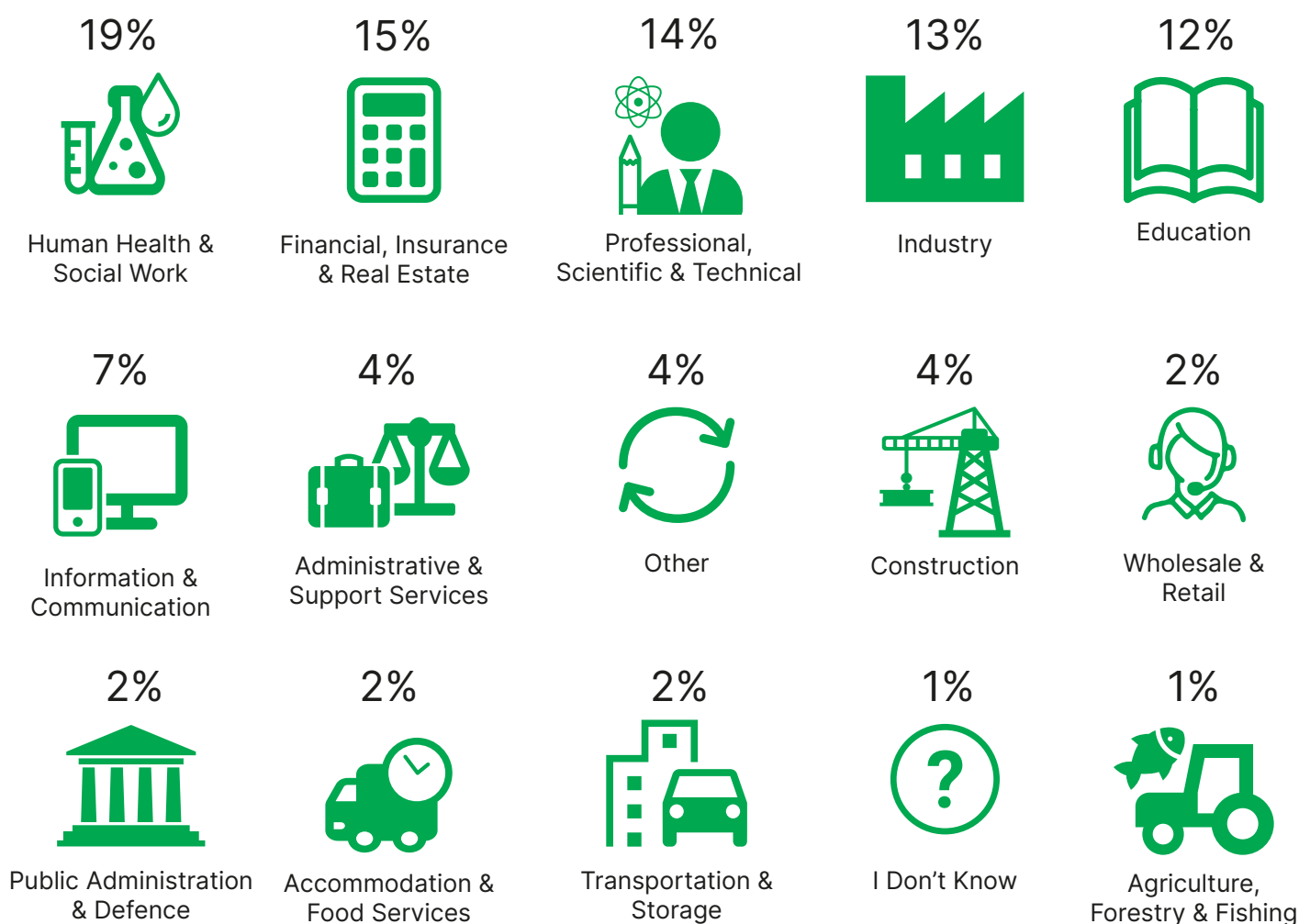
Other Undergraduate
Programmes

€43,411

Postgraduate
Certificates & Diplomas



Results by Award Levels - All Faculties



Human Health and Social Work Activities Graduates

- Human Health and Social Work Activities
- Residential Care Activities
- Social Work Activities without Accommodation

Financial, Insurance & Real Estate

- Financial service activities, except insurance and
- Pension funding
- Insurance, reinsurance and pension funding, except compulsory social security
- Activities auxiliary to financial services and insurance activities

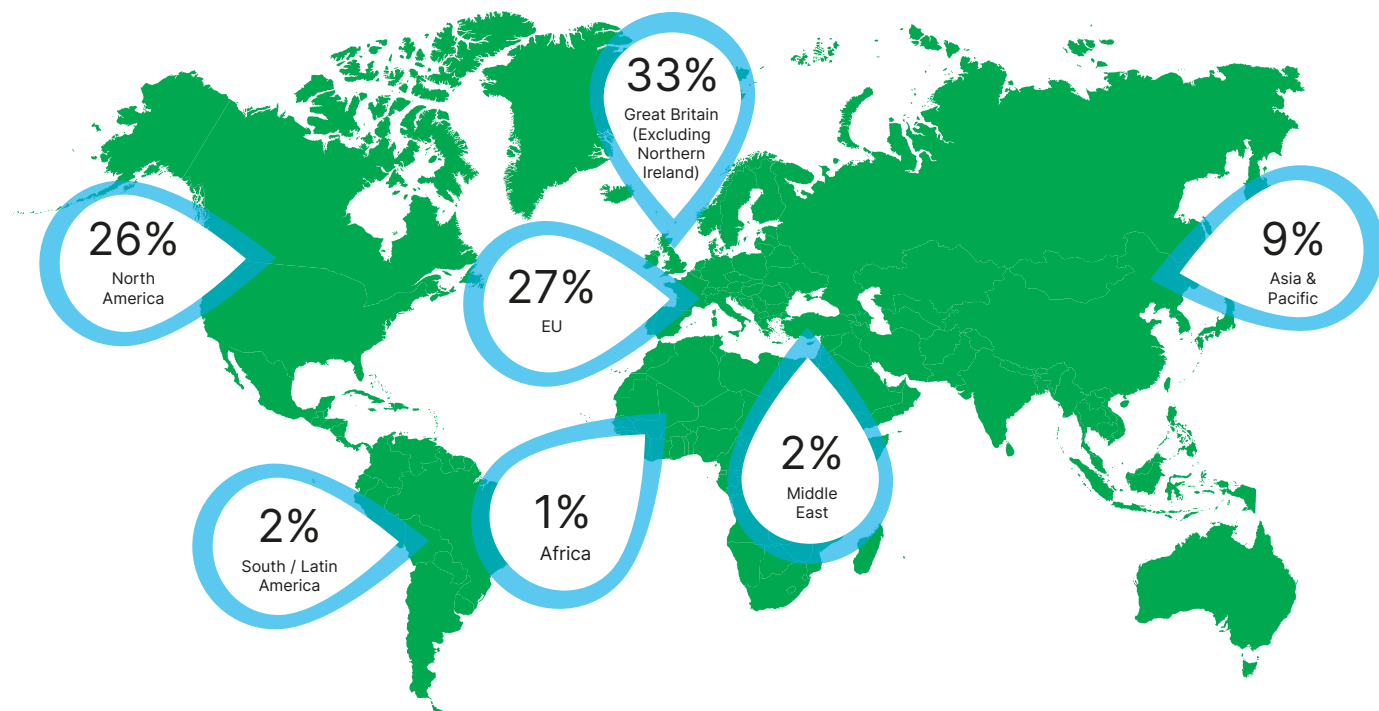
Professional, Scientific, and Technical Activities Graduates

- Law and Accountancy
- Management Consultancy
- Architectural and Engineering: Technical Testing and analysis
- Scientific Research and Development
- Advertising and Market Research

Industry

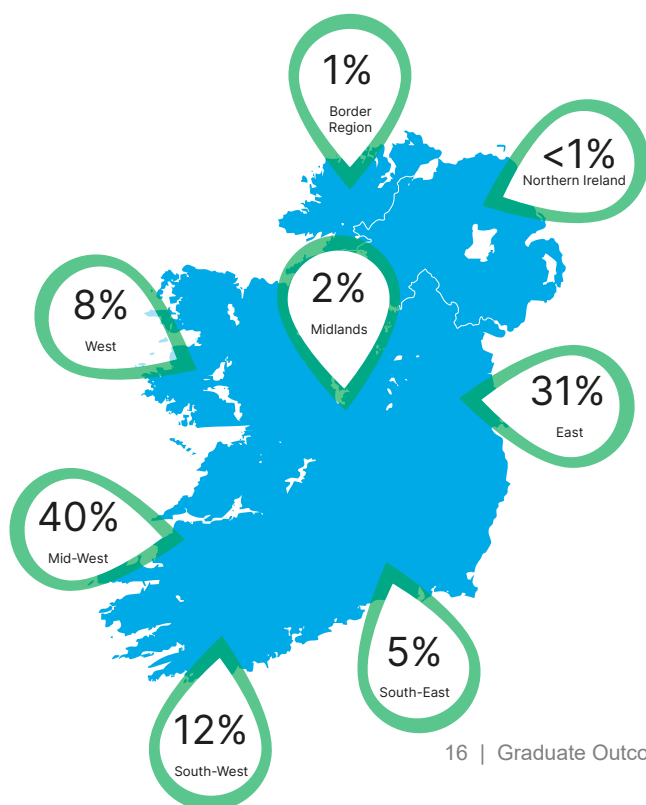
- Manufacture of Food & Beverages, Textiles & Clothing
- Manufacture of Computer, Electronic and Optical Products
- Manufacture of Chemicals, Pharmaceuticals, Rubber, Plastic and Mineral Products.

Results by Award Levels - All Faculties



Global

From a global perspective, we had 310 graduates working overseas, out of a total of 3243 responses, equaling 10%. Great Britain has the highest percentage of those graduates, with 33% proportionally distributed amongst award levels and faculty. Next largest region is the EU, with 27%, of those, 38% were from Arts, Humanities and Social Science, and 35% from Science & Engineering. North America follows with 26%, of those 44% came from Education & Health Science. We can see that Postgraduate Research graduates are more likely to go overseas.



Ireland

From a national perspective, the highest concentration of UL graduates reported working in the Mid-West at 40%. Of those, 30% came from Science & Engineering, 26% from Kemmy Business School. In the Mid-West, the sectors where the most graduates went were Human Health & Social work with 17% and Professional, Scientific and Technical with 15%. The East with 31% of graduates in Ireland, with 33% coming from Kemmy Business School, and 27% from Science & Engineering. The sectors with the most graduates in the East were Financial, Insurance and Real Estate, with 23%, and Human Health & Social Work with 20%.



Graduate Outcomes Survey

Graduates of 2021

Award Level Summary

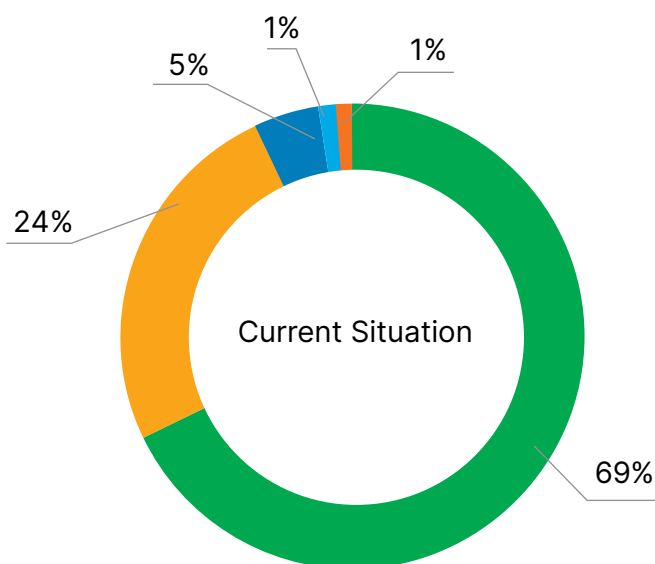


Graduate Employment Trends

Postgraduate Research

Postgraduate Research - All Faculties

Current Situation



- In Employment - Ireland
- In Employment - Overseas
- In Further Study or Training
- Not Available for Employment
- Seeking Employment

The HEA have updated the award categorisations they use to report on graduates, and our reports have been updated to reflect this. Due to this, trending data from previous years is not available.

92%

Education & Health Science Graduates are in employment or in further study

86%

Business Graduates in employment or in further study

98%

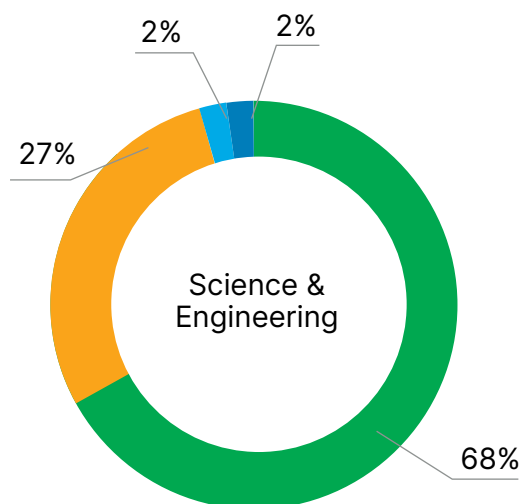
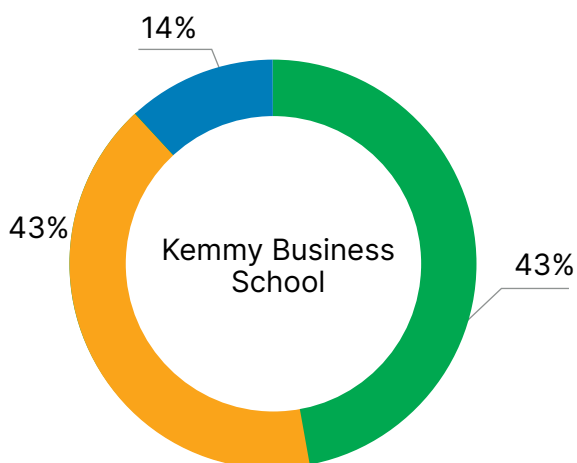
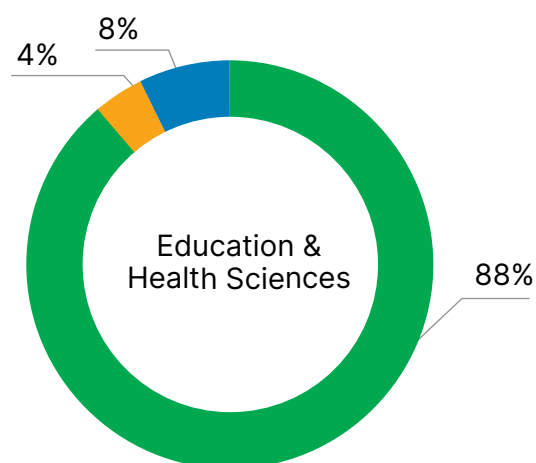
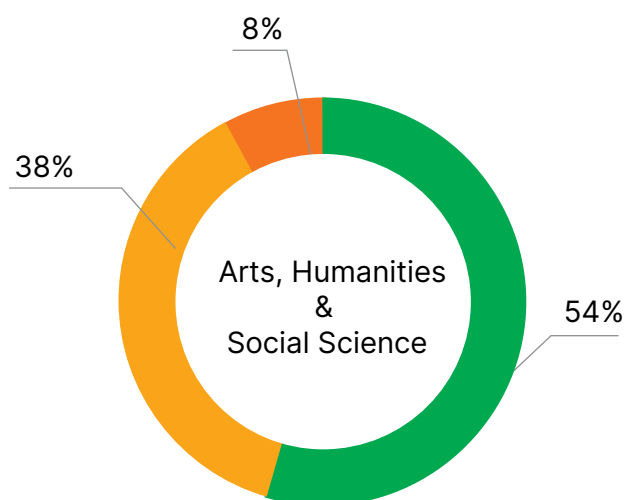
Science & Engineering Graduates are in employment or in further study

92%

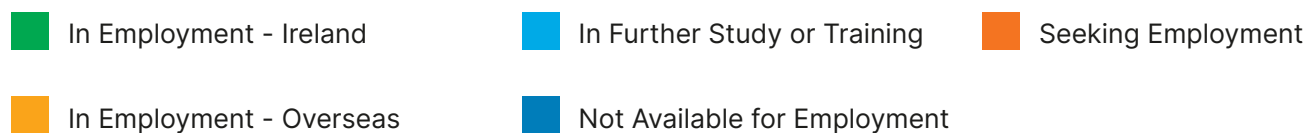
Arts, Humanities & Social Sciences Graduates are in employment or in further study

Postgraduate Research – All Faculties

The data below represents the current status of the graduates of 2021 for Postgraduate Research, all Faculties. Postgraduate Research - PhD and Research Masters.



Please note that in some cases the totals will not add up to 100% throughout this publication due to rounding to whole numbers.



Postgraduate Research - All Faculties

In Employment



94%



92%

In Further Study or Training



N/A



2%

Not Available for Employment



6%



4%

Seeking Employment



N/A



2%



Postgraduate Research - All Faculties

€42,813

Postgraduate
Research

The average starting salary for UL Postgraduate Research graduates is €42,813.

The figure represents the current average based on those who completed the GOS and responded to the salary question. Some key factors continue to influence salary levels of UL graduates. They include discipline, type of job, employment sector, and location of employment.

€41,065

Masters Taught

€33,829

Undergraduate
Honours Degrees

€45,373

Other Undergraduate
Programmes

€43,411

Postgraduate
Certificates & Diplomas



Postgraduate Research - All Faculties



Education

- Pre-primary education
- Primary education
- Secondary education
- Higher education
- Other education
- Educational support activities

Human Health and Social Work Activities Graduates

- Human Health and Social Work Activities
- Residential Care Activities
- Social Work Activities without Accommodation

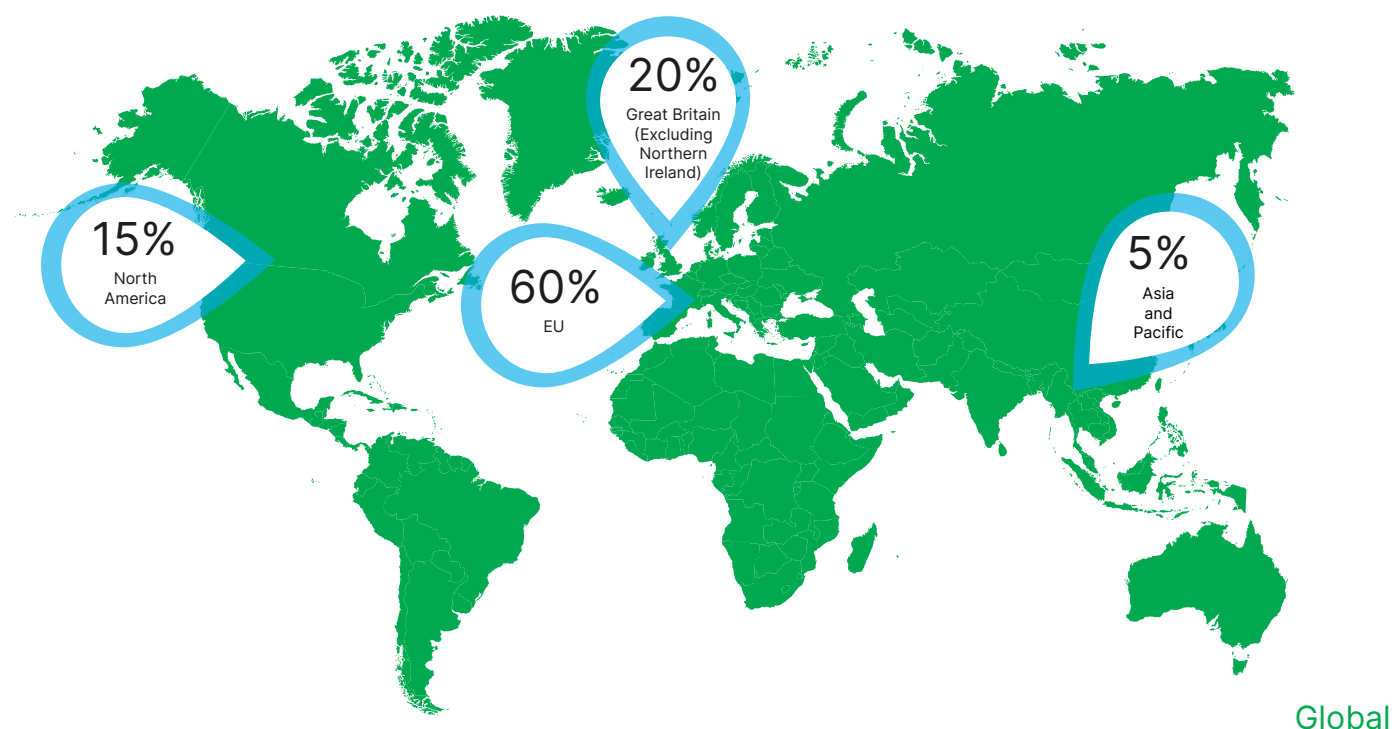
Professional, Scientific, and Technical Activities Graduates

- Law and Accountancy
- Management Consultancy
- Architectural and Engineering: Technical Testing and Analysis
- Scientific Research and Development
- Advertising and Market Research

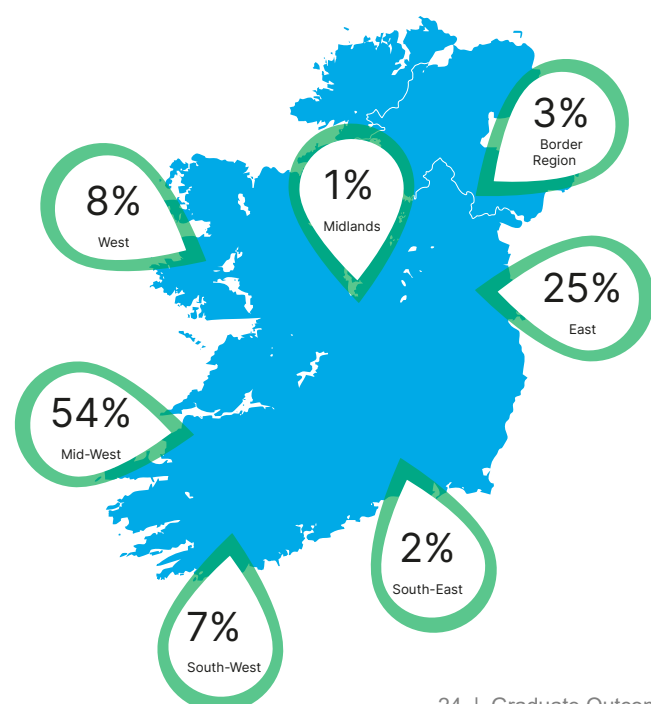
Public Administration & Defence

- Administration of the State and the economic and social policy of the community.
- Provision of services to the community as a whole.
- Compulsory social security activities

Postgraduate Research - All Faculties



From a global perspective, we had 20 graduates working overseas, out of a total of 79 employed graduates, equaling 24%. The EU has the highest percentage of those graduates, with 60%. S&E took 66%, with Arts, Humanities and Social Sciences, and the Kemmy Business School splitting the remainder. The sectors that took the most graduates were Education, with 42%, and Professional, Scientific & Technical with 33%. Next largest region is Great Britain, with 20%, of those, 50% were from Arts, Humanities and Social Science, and 25% from both Education and Health Sciences and Science & Engineering. The sectors with the most graduates Education with 50%, and Professional Scientific & Technical with 25%.



Ireland

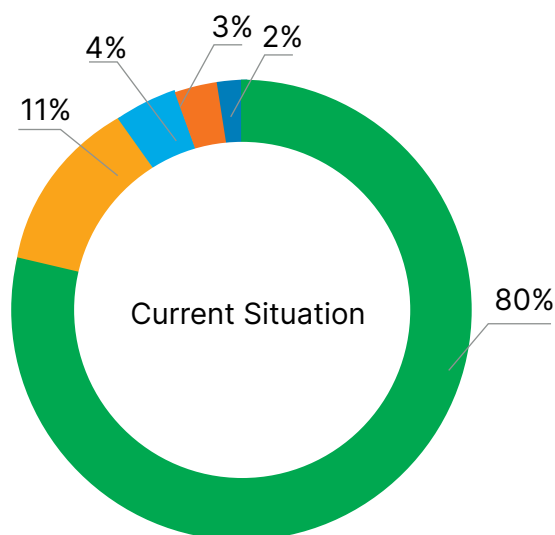
From a national perspective, the highest concentration of UL graduates reported working in the Mid-West at 54%. Of those, 47% came from Science & Engineering, and 25% from the Kemmy Business School. The sectors with the most graduates in this area were Education, with 59%, and Professional, Scientific & Technical with 25%. The East had 25% of graduates in Ireland, with almost evenly split between Education and Health Sciences and Science & Engineering. The sectors most reported here were Education with 33%, and Professional, Scientific and Technical with 27%.




Graduate Employment Trends Taught Masters

Taught Masters - All Faculties

Current Situation



Please note that in some cases the totals will not add up to 100% throughout this publication due to rounding to whole numbers.
No Survey Completed in 2019 (Covid)



95%

Education & Health Science Graduates are in employment or in further study

98%

Business Graduates are in employment or in further study

96%

Science & Engineering Graduates are in employment or in further study

90%

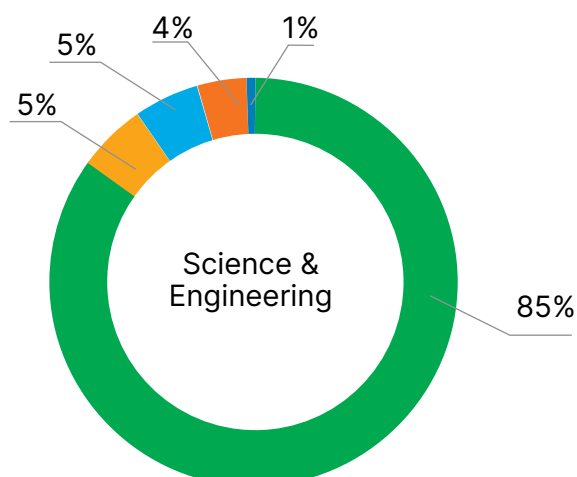
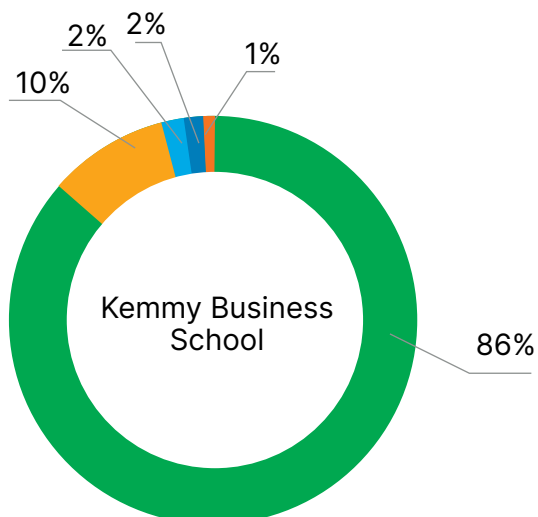
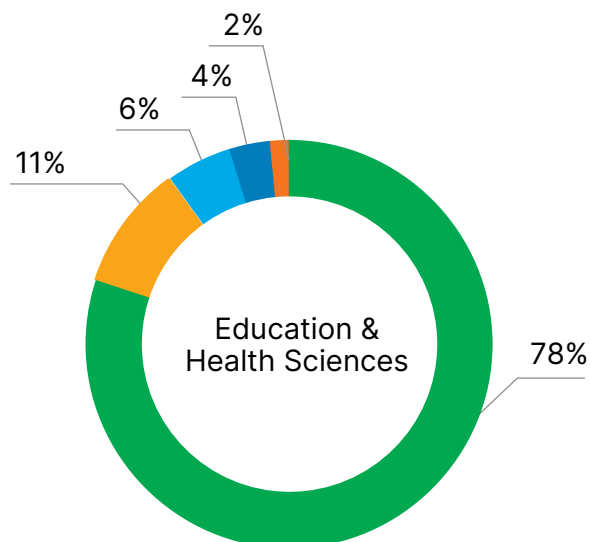
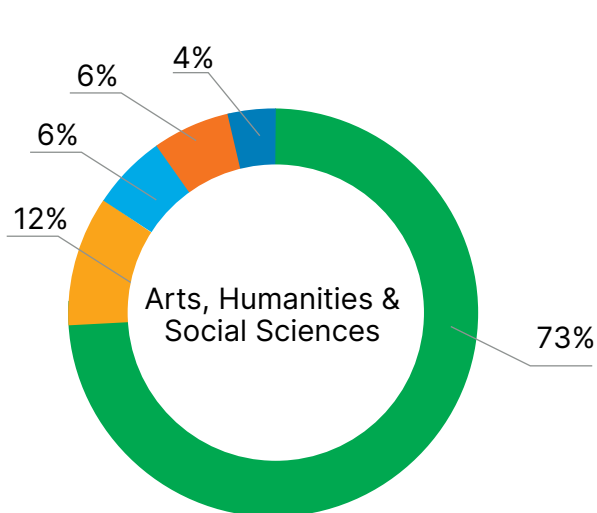
Arts, Humanities & Social Sciences Graduates are in employment or in further study

Employment Trends

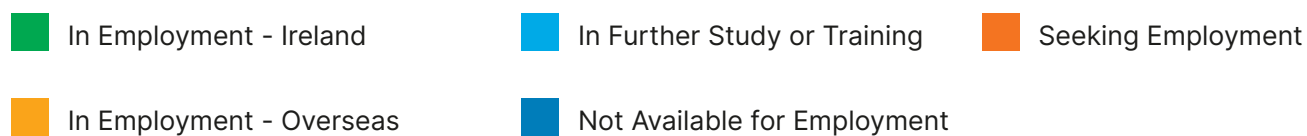
	2017	2018	2019	2020	2021
Employed Ireland	74%	77%	NA	71%	80%
Employed Abroad	16%	13%	NA	9%	11%
Further Study/Training	6%	4%	NA	4%	4%
Not Available	1%	2%	NA	3%	2%
Seeking Employment	3%	4%	NA	14%	3%

Taught Masters - All Faculties

The data below represents the current status of the graduates of 2021 for Taught Masters, all Faculties.



Please note that in some cases the totals will not add up to 100% throughout this publication due to rounding to whole numbers.



Taught Masters - All Faculties

In Employment



90%



91%

In Further Study or Training



4%



5%

Not Available for Employment



2%



2%

Seeking Employment



4%



2%



Taught Masters - All Faculties

€41,065
Masters Taught

The average starting salary for UL Taught Masters graduates is €40,514.


The figure represents the current average based on those who completed the GOS and responded to the salary question. Some key factors continue to influence salary levels of UL graduates. They include discipline, type of job, employment sector, and location of employment.

€42,813
Postgraduate
Research

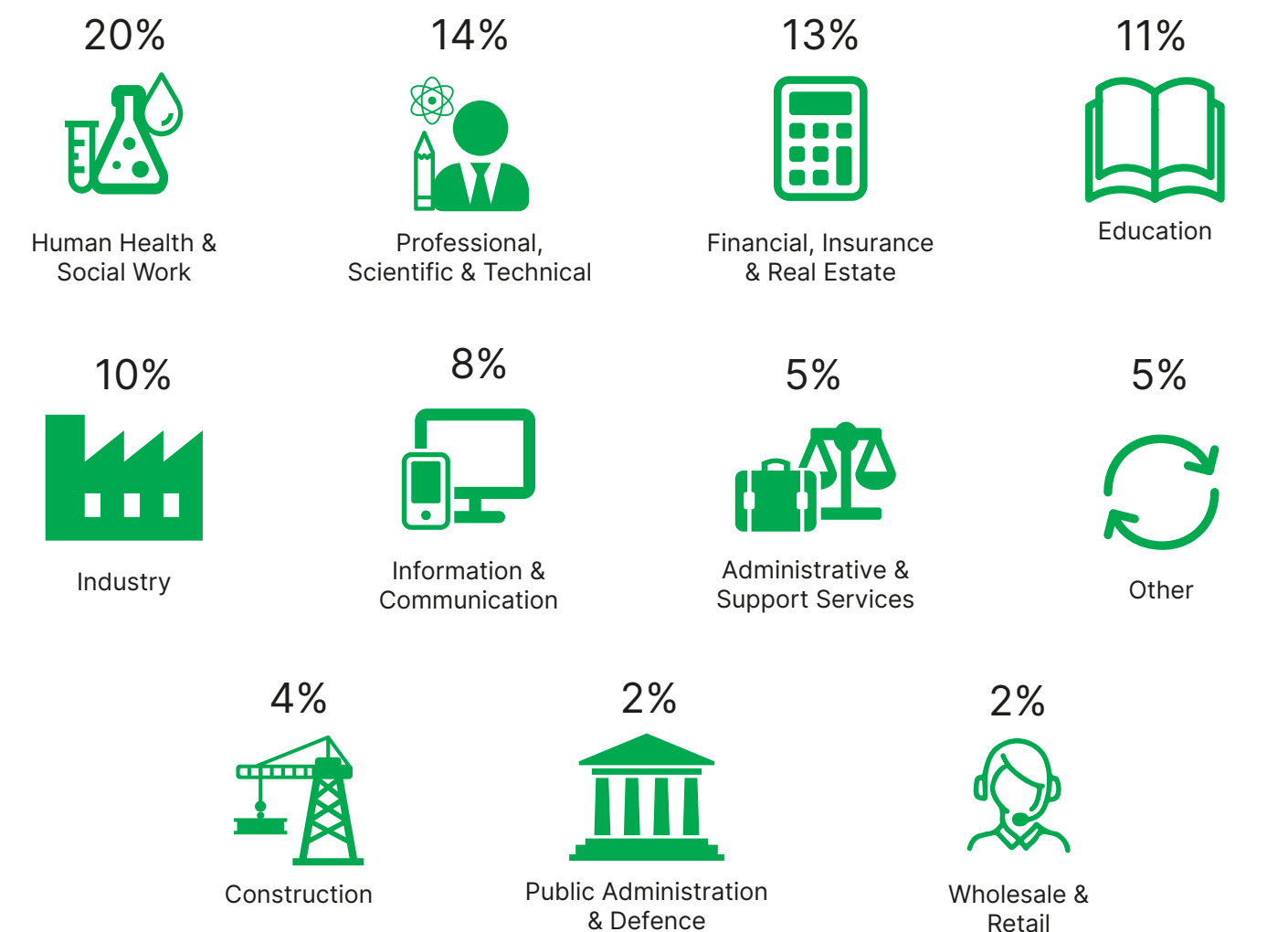
€33,829
Undergraduate
Honours Degrees

€45,373
Other Undergraduate
Programmes

€43,411
Postgraduate
Certificates & Diplomas



Taught Masters - All Faculties



Human Health and Social Work Activities Graduates

- Human Health and Social Work Activities
- Residential Care Activities
- Social Work Activities without Accommodation

Information & Communication

- Software Publishing
- Motion picture, video and television programme production, sound recording and music publishing activities
- Telecommunications
- Computer programming, consultancy and related activities
- Information service activities

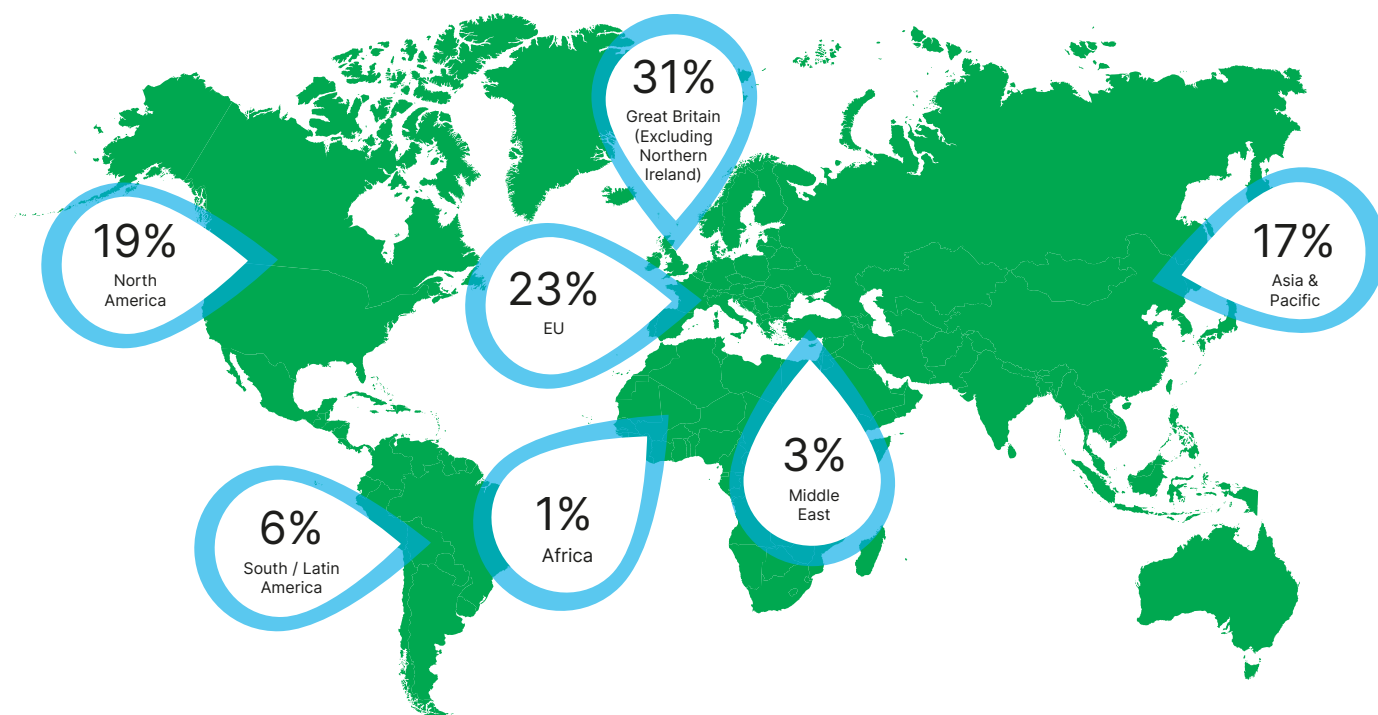
Professional, Scientific, and Technical Activities Graduates

- Law and Accountancy
- Management Consultancy
- Architectural and Engineering: Technical Testing and Analysis
- Scientific Research and Development
- Advertising and Market Research

Financial, Insurance & Real Estate

- Financial service activities, except insurance and pension funding
- Insurance, reinsurance and pension funding, except compulsory social security
- Activities auxiliary to financial services and insurance activities

Taught Masters - All Faculties

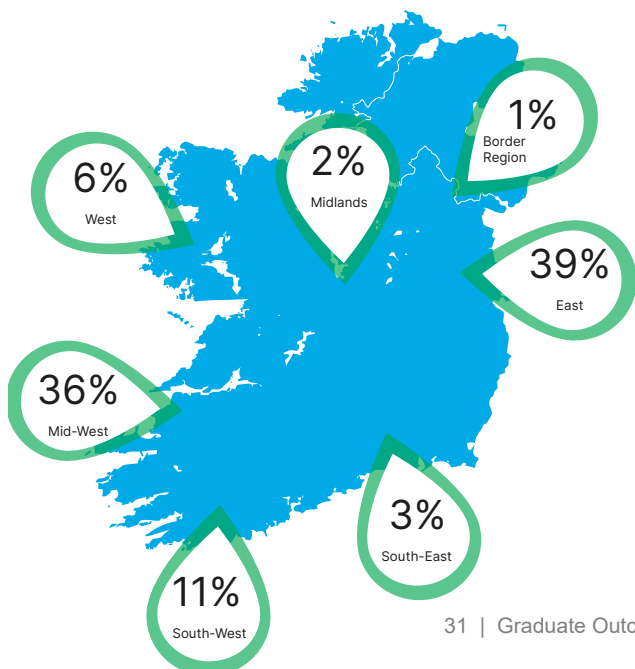


Global

From a global perspective, we had 100 graduates working overseas, out of a total of 946 responses, equaling 11%. The UK has the highest percentage of those graduates, with 31%. The Kemmy Business School had 35%, and Education and Health Sciences 26%. The two largest sectors were Human Health & Social Work, and Administrative & Support Services. Next largest region is the EU, with 23%, of those, 35% each were from AHSS and S&E, with Education and Health Sciences and Kemmy Business School splitting the remainder. The sectors with the most graduates there were Professional, Scientific & Technical with 15%, and Human Health & Social Work with 14%.

Ireland

From a national perspective, the highest concentration of UL graduates reported working in the East at 39%. Of those, the largest share of graduates were from the Kemmy Business School, at 37%, followed by Science & Engineering at 28%, 24% for Education & Health Sciences, the remainder for Arts, Humanities, & Social Sciences. The Human Health & Social Work sector having 26%, and Financial, Insurance & Real Estate 21%. The Mid West took 37%, with Kemmy Business School graduates accounting for 31%, and Science & Engineering 30%. The sectors with the most graduates here were Human Health & Social work, with 15%, and Professional, Scientific & Technical with 15%.



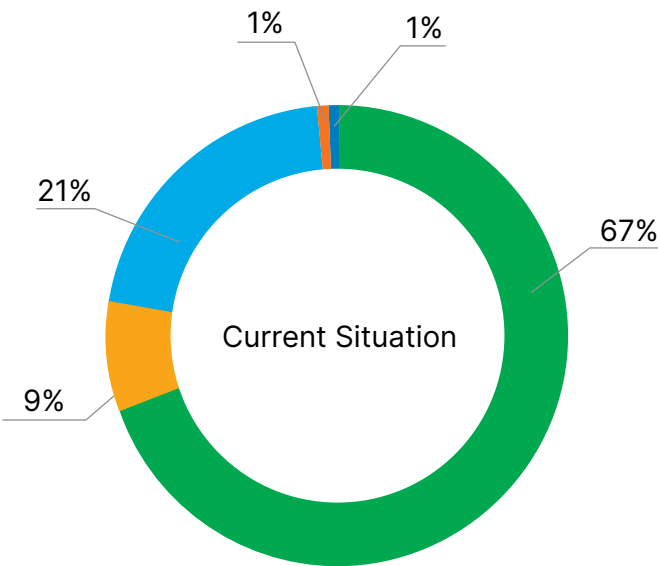
A modern blue armchair is the central focus, positioned in a bright room with large windows in the background. The chair has a high back and a black base. The image is overlaid with a green geometric design consisting of a large triangle in the top left and wavy lines in the bottom left and top right corners. The text 'Graduate Employment Trends' is written in white, sans-serif font, positioned above the main title.

Graduate Employment Trends

Undergraduate Honours Degrees

Undergraduate Honours Degrees - All Faculties

Current Situation



Please note that in some cases the totals will not add up to 100% throughout this publication due rounding to whole numbers.

- In Employment - Ireland
- In Further Study or Training
- In Employment - Overseas
- Not Available for Employment
- Seeking Employment

Employment Trends

	2017	2018	2019	2020	2021
Employed Ireland	67%	67%	N/A	64%	67%
Employed Abroad	12%	12%	N/A	6%	9%
Further Study/Training	18%	17%	N/A	25%	21%
Not Available	1%	1%	N/A	1%	1%
Seeking Employment	2%	3%	N/A	4%	1%

No Survey Completed in 2019

99%

Education & Health
Science Graduates
are in employment
or in further study

98%

Business Graduates
are in employment
or in further study

96%

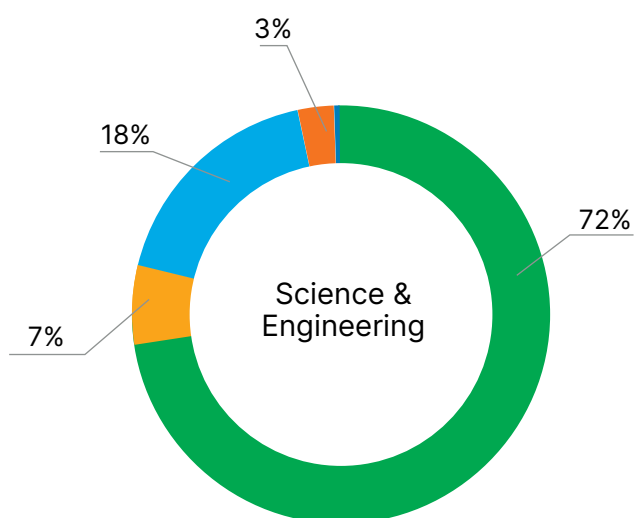
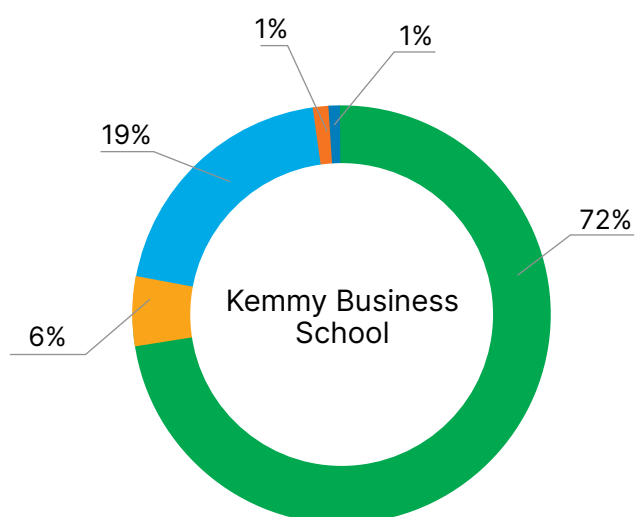
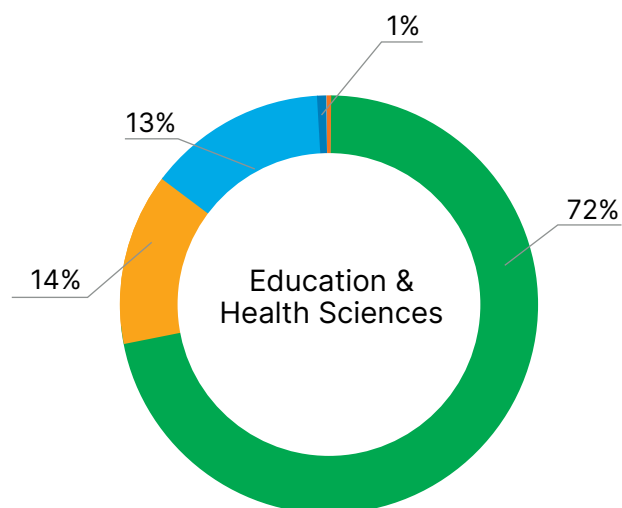
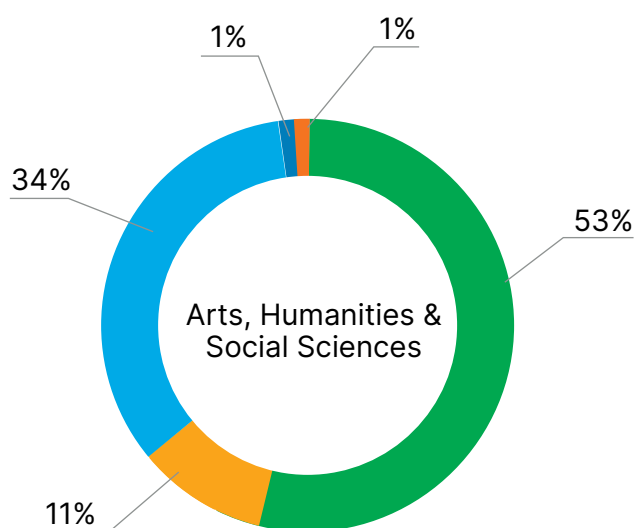
Science & Engineering
Graduates are in
employment or in
further study

97%

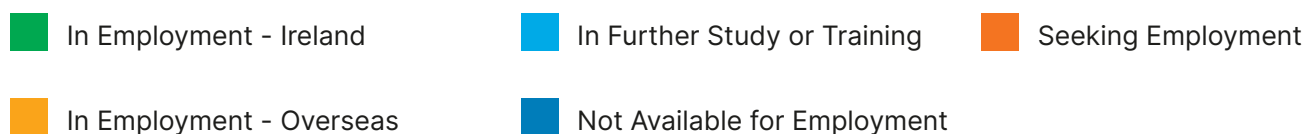
Arts, Humanities & Social
Sciences Graduates are in
employment or in further
study

Undergraduate Honours Degrees - All Faculties

The data below represents the current status of the graduates of 2021 for Undergraduate Honours Degree, all faculties.



Please note that in some cases the totals will not add up to 100% throughout this publication due rounding to whole numbers.



Undergraduate Honours Degrees - All Faculties

In Employment



77%



76%

In Further Study or Training



20%



22%

Not Available for Employment



1%



1%

Seeking Employment



2%



1%



Undergraduate Honours Degrees - All Faculties

€33,829

Undergraduate
Honours Degrees

The average starting salary for UL Undergraduate Honours Degrees graduates is €33,829.

The figure represents the current average based on those who completed the GOS and responded to the salary question. Some key factors continue to influence salary levels of UL graduates. They include discipline, type of job, employment sector, and location of employment.

€41,065

Masters Taught

€42,813

Postgraduate
Research

€45,373

Other Undergraduate
Programmes

€43,411

Postgraduate
Certificates & Diplomas



Undergraduate Honours Degrees - All Faculties



Financial, Insurance & Real Estate

- Financial service activities, except insurance and pension funding
- Insurance, reinsurance and pension funding, except compulsory social security
- Activities auxiliary to financial services and insurance activities

Industry

- Manufacture of Food & Beverages, Textiles & Clothing
- Manufacture of Computer, Electronic and Optical Products
- Manufacture of Chemicals, Pharmaceuticals, Rubber, Plastic and Mineral Products.
- Manufacture of Motor Vehicles, Trailers and other transport equipment

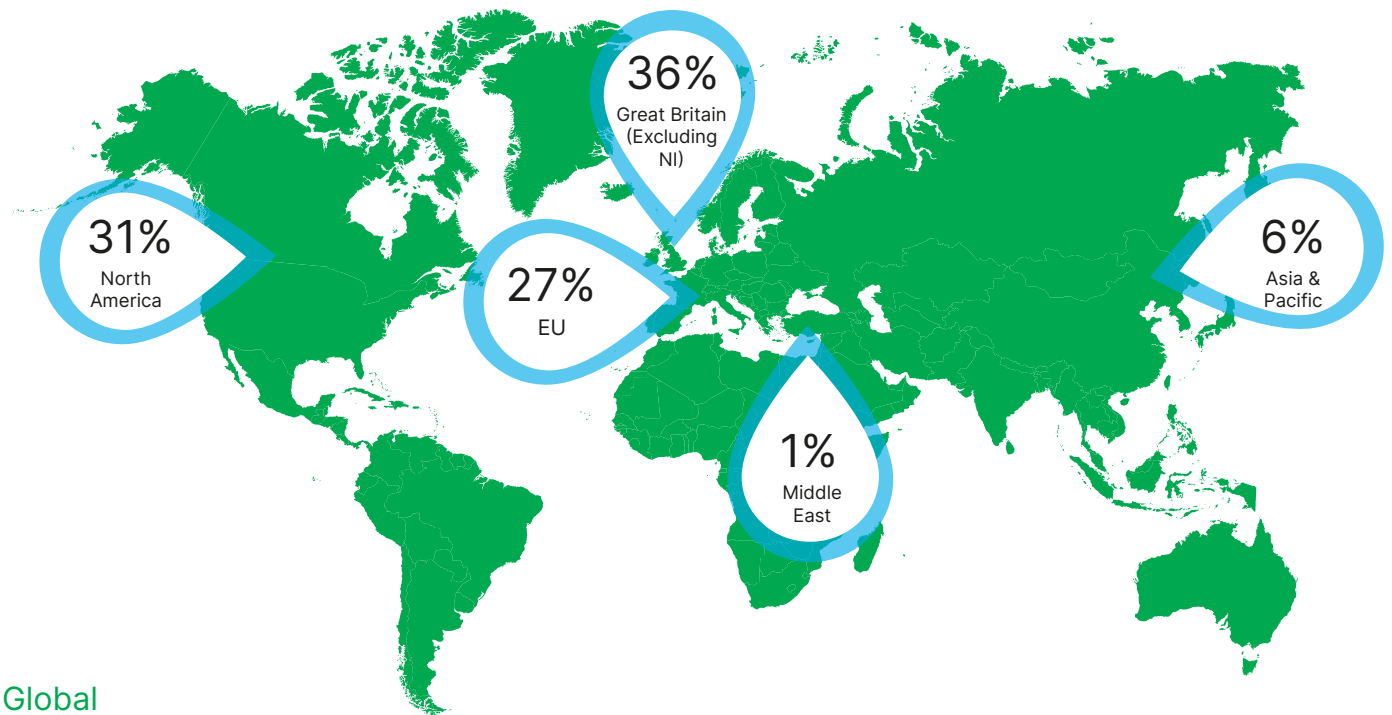
Human Health and Social Work Activities Graduates

- Human Health and Social Work Activities
- Residential Care Activities
- Social Work Activities without Accommodation

Professional, Scientific, and Technical Activities Graduates

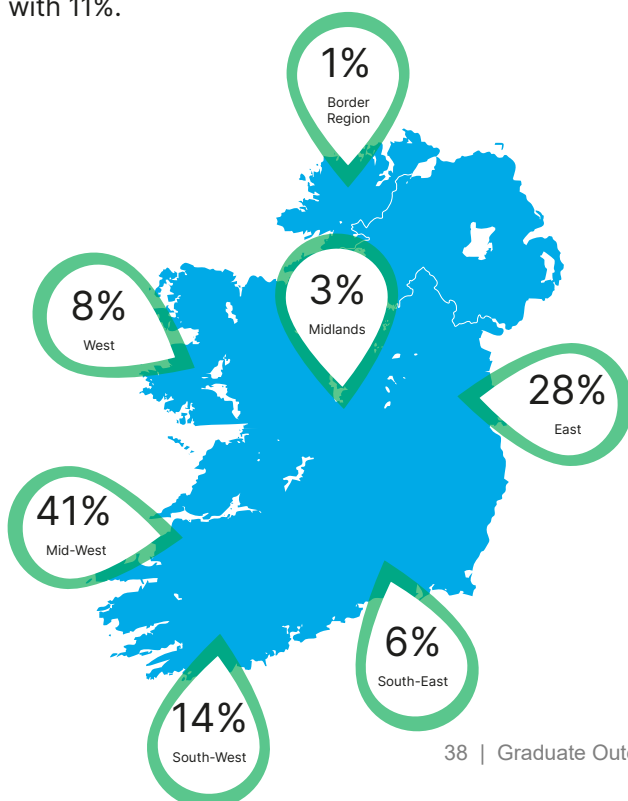
- Law and Accountancy
- Management Consultancy
- Architectural and Engineering: Technical Testing and Analysis
- Scientific Research and Development
- Advertising and Market Research

Undergraduate Honours Degrees - All Faculties



Global

From a global perspective, we had 176 graduates working overseas, out of a total of 1888 responses, equaling 8%. The UK has the highest percentage of those graduates, with 38%. Science & Engineering had 30%, and Education and Health Science 24%. Arts, Humanities and Social Sciences and Kemmy Business School splitting the remainder. The sectors with the most graduates were Human Health and Social Work with 21%, followed by Professional, Scientific and Technical with 17%. Next largest region is North America, with 32%, of those, 58% was from Education and Health Science, and 14% each for Kemmy Business School and Science & Engineering. The sectors with the most graduates here were Human Health and Social Work, with 54%, and Professional, Scientific and Technical with 11%.



Ireland

From a national perspective, the highest concentration of UL graduates reported working in the Mid-West at 41%. Of those, the largest share of graduates was from Science & Engineering with 36%, followed by Kemmy Business School at 29%. The East took 28%, of those 31% came from KBS, and 27% from Science & Engineering.


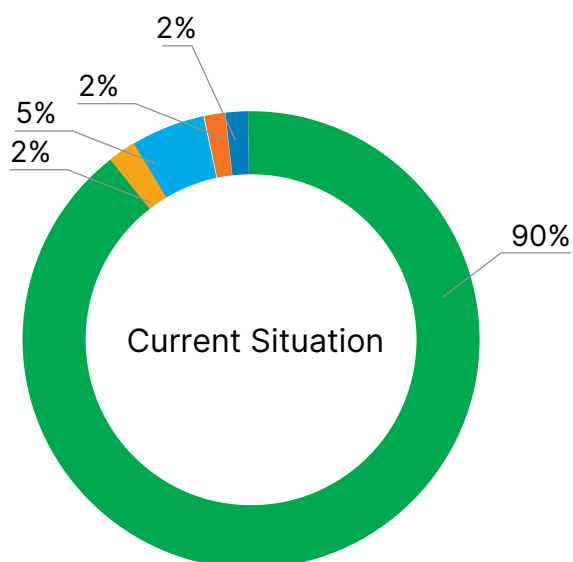
A photograph of two young women walking on a paved path next to a pond. The woman on the left is wearing a yellow blazer over a white top and black leggings. The woman on the right is wearing a pink long-sleeved shirt and blue jeans. In the background, there is a large fountain spraying water, trees with autumn foliage, and a building under a cloudy sky. The image is framed with green decorative elements: a large triangle in the top-left corner and wavy lines in the bottom-left and top-right corners.

Graduate Employment Trends

Other Undergraduate Programmes

Other Undergraduate Degrees - All Faculties

Current Situation



95%

Education & Health
Science Graduates
are in employment or
in further study

100%

Business Graduates
are in employment or
in further study

100%

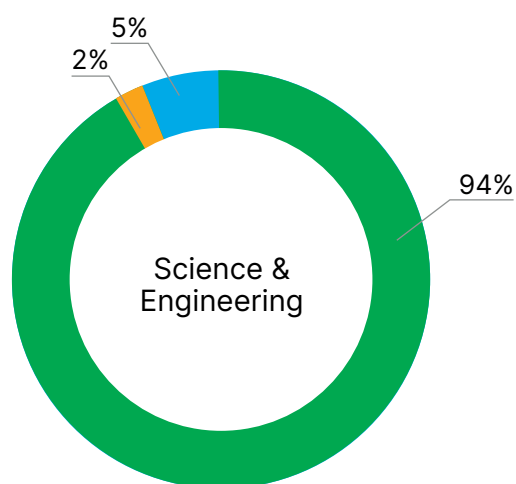
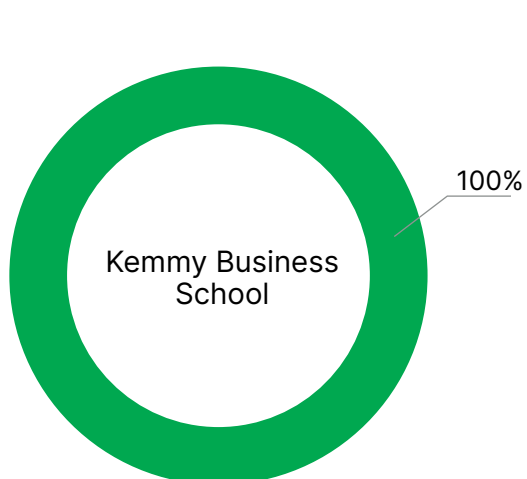
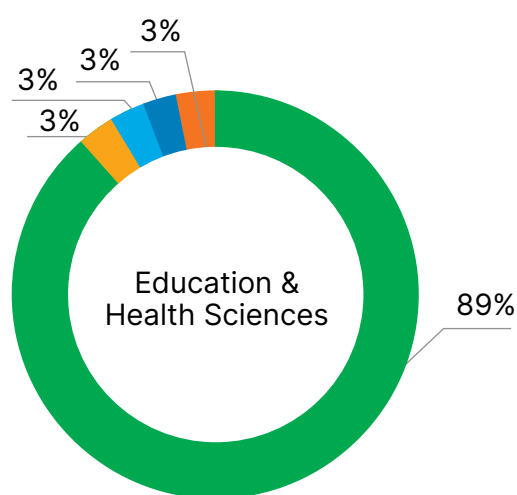
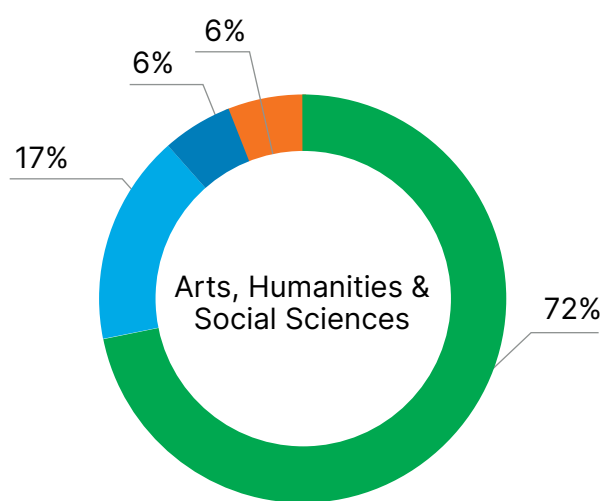
Science & Engineering
Graduates are in
employment or in
further study

89%

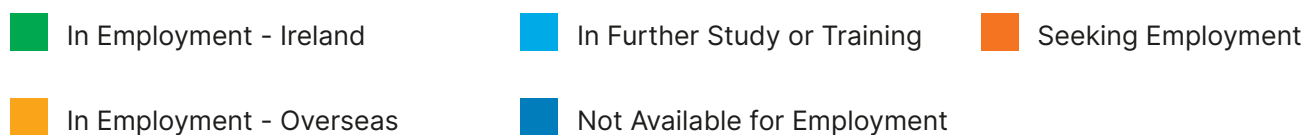
Arts, Humanities & Social
Sciences Graduates are in
employment or in further
study

Other Undergraduate Degrees - All Faculties

The data below represents the current status of the graduates of 2021 for Other Undergraduate Honours Degree, all faculties.



Please note that in some cases the totals will not add up to 100% throughout this publication due rounding to whole numbers.



Other Undergraduate Degrees - All Faculties

In Employment



96%



88%

In Further Study or Training



4%



6%

Not Available for Employment



N/A



3%

Seeking Employment



N/A



3%

Other Undergraduate Degrees- All Faculties

€45,373
Average
Other Undergraduate
Salaries

The average starting salary for UL Other Undergraduates Degrees graduates is €45,373.

The figure represents the current average based on those who completed the GOS and responded to the salary question. Some key factors continue to influence salary levels of UL graduates. They include discipline, type of job, employment sector, and location of employment.

€42,813

Postgraduate
Research

€41,065

Masters
Taught

€33,829

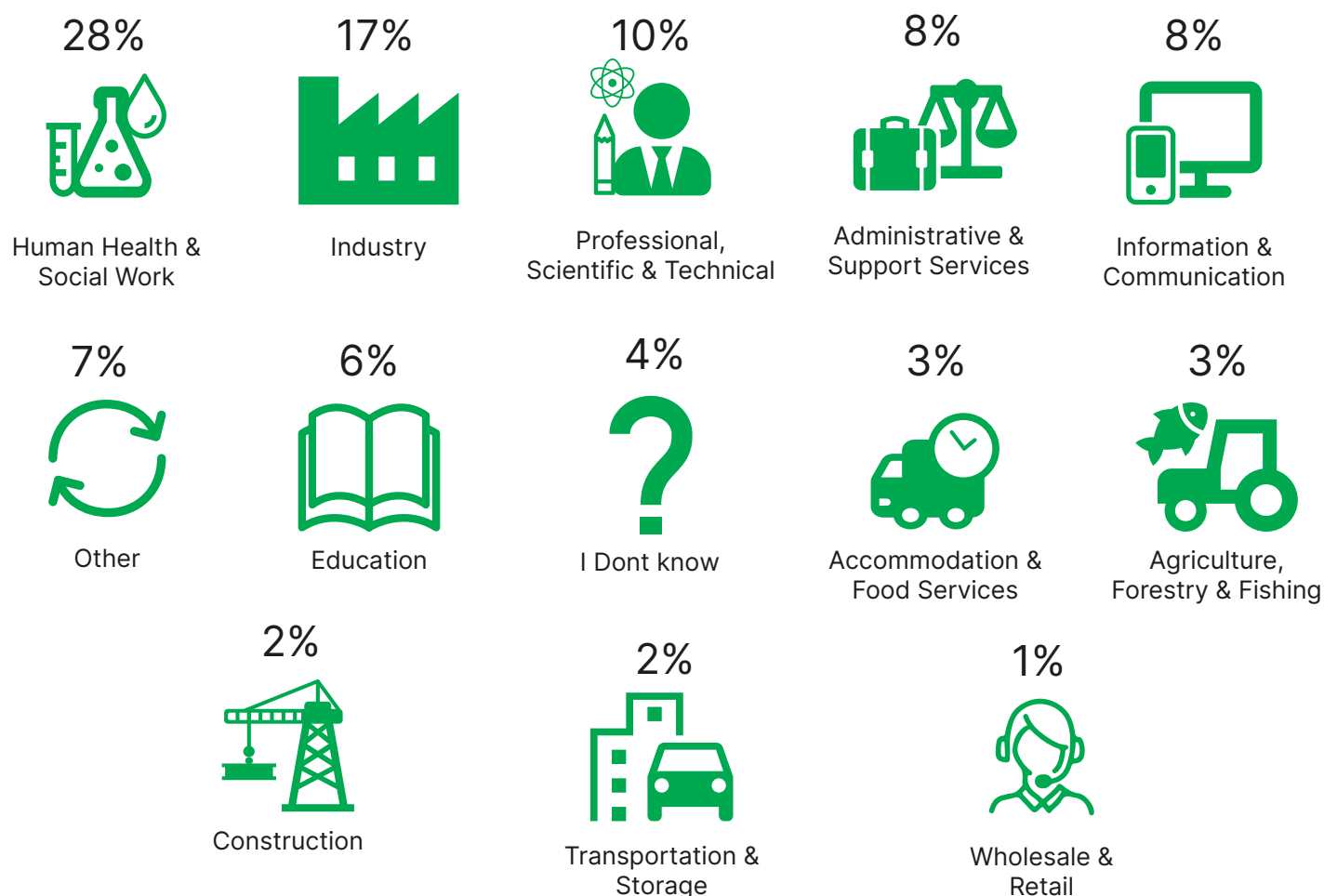
Undergraduate
Honours Degrees

€43,411

Postgraduate
Certificates & Diplomas



Other Undergraduate Degrees - All Faculties



Human Health and Social Work Activities Graduates

- Human Health and Social Work Activities
- Residential Care Activities
- Social Work Activities without Accommodation

Information & Communication

- Software Publishing
- Motion picture, video and television programme production, sound recording and music publishing activities
- Sound recording and music publishing activities
- Telecommunications
- Computer programming, consultancy and related

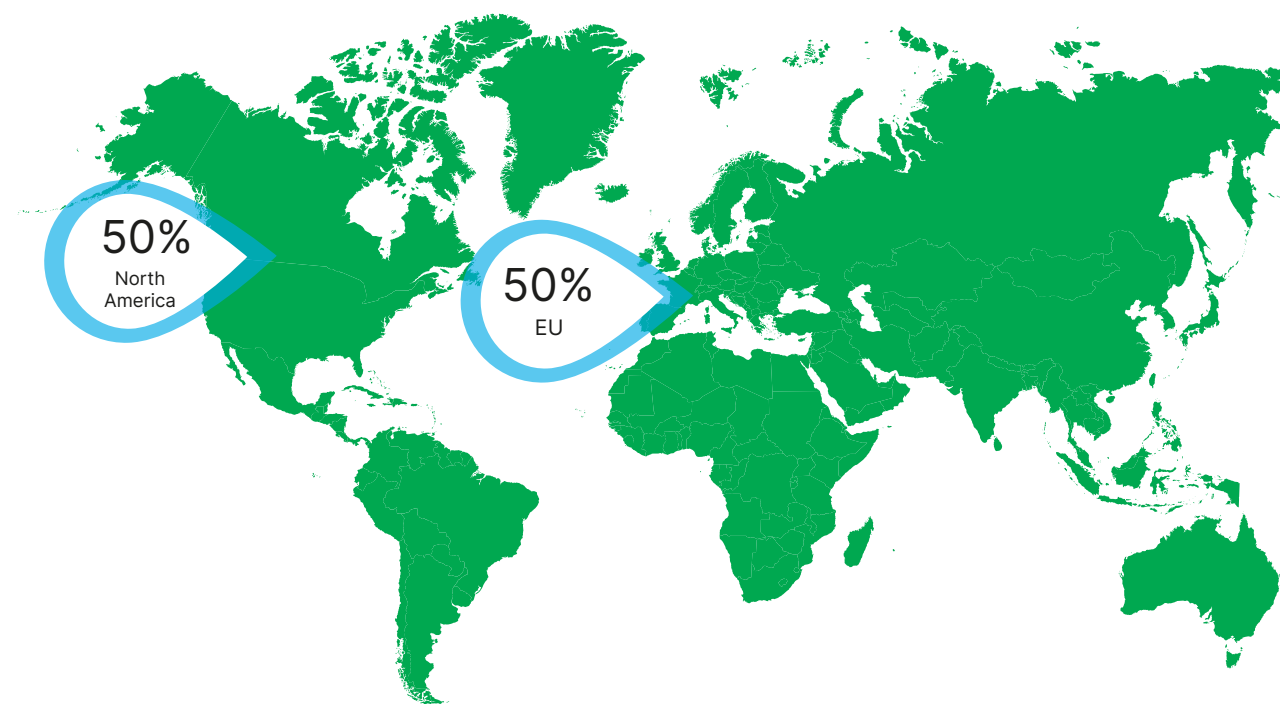
Industry

- Manufacture of Food & Beverages, Textiles & Clothing
- Manufacture of Computer, Electronic and Optical Products
- Manufacture of Chemicals, Pharmaceuticals, Rubber, Plastic and Mineral Products.
- Manufacture of Motor Vehicles, Trailers and other transport equipment

Professional, Scientific, and Technical

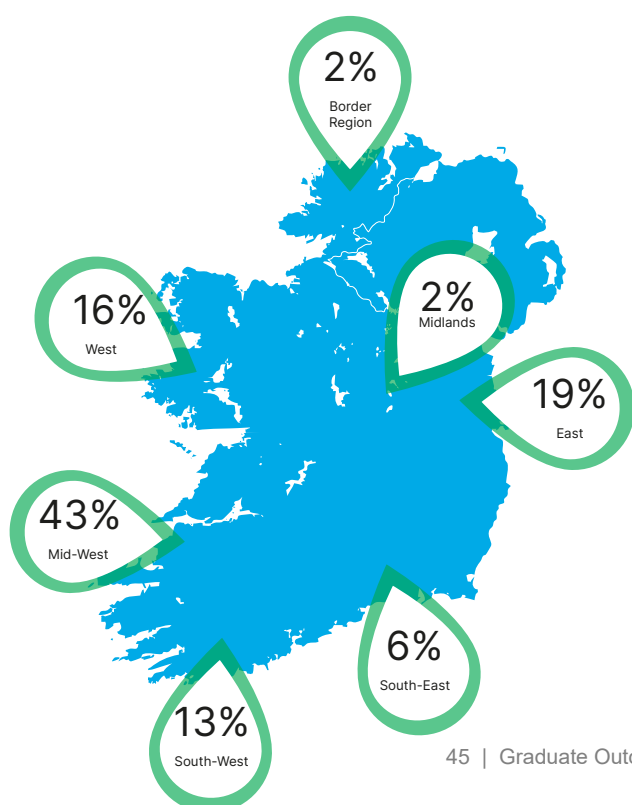
- Law and Accountancy
- Management Consultancy
- Architectural and Engineering: Technical Testing and Analysis
- Scientific Research and Development
- Advertising and Market Research

Other Undergraduate Degrees - All Faculties



Global

Of those working overseas, there was a 50 / 50 split between Europe and North America for selected region.



Ireland

From a national perspective, the highest concentration of UL graduates reported working in the Mid West at 43%. Of those, the largest share of graduates were from the Education and Health Sciences at 31%, followed by Science & Engineering at 16%, and 14% for Arts, Humanities, & Social Sciences. The sectors with the most graduates reported were Industry, with 24%, and Human Health and Social work 18%. The East took 19%, with Education and Health Sciences graduates accounting for 46%, and Science & Engineering 23%. The sectors with the most graduates here were Human Health and Social work, with 35%, and Administrative and Support Services 17%.

This image shows a single sheet of white paper with horizontal ruling lines. The lines are evenly spaced and run across the width of the page. There are no margins, text, or other markings on the paper.



UNIVERSITY OF
LIMERICK
OLLSCOIL LUIMNIGH

Cooperative
Education and
Careers Division

