


# Writing Essays with Nvivo

Quickly search,  
create mind maps  
and code academic  
articles to write  
essays faster.

Access your copy: [bit.ly/nvivoul](https://bit.ly/nvivoul)



Make sure to  
download NVivo from  
the Glucksman  
Library before  
attending.

EndNote is featured  
but not necessary to  
participate.

# Hello & Welcome

This session will begin shortly.  
While you wait, please download the slides for  
today's session from the [LevUL up website](#).



In association with:



# Getting Started

## What is NVivo?

NVivo is typically used by social scientists. It's a diverse software that helps researchers organise, search and code audio, video, web, and word documents. It can also be used to visually represent data.

**NVIVO**

International Orgs Essay.nvpx

**IMPORT**

- Data**
  - Files
  - File Classifications
  - Externals

**ORGANIZE**

- Coding**
  - Codes
- Cases**
- Notes**
- Sets**

**EXPLORE**

- Queries**
- Visualizations**

Name	Codes	References
Afesorgbor-2016-The-im...	0	
Afghanistan Faces Econo...	0	
Barber-1979-Economic-s...	17	
Checking the President's...	0	
Choi-2013-Economic-san...	0	
Coerce or Corrosive The...	0	
Consequences of Econo...	0	
De-jonge-oudraat-2000-...	0	
Do sanctions lead to a de...	0	
Domestic Institutional Co...	0	
Economic Sanctions in Int...	0	
GAO Economic Sanctions...	0	
How foreign pressure affe...	0	
Success_of_economic_s...	0	
Successful or Counterpro...	0	
The Biden Administration'...	0	
The Impact of Economic...	0	
The Role of Sanctions in...	1	
Treasury-2021-sanctions...	0	
U.S. Sanctions Squeeze...	0	
Unilateral Economic Sanc...	3	
US allows aid for Afghani...	0	
When do imposed econo...	2	
When do imposed sancti...	13	

# Objectives

*Nvivo isn't just for statisticians and super users - It's great for organising and reviewing research for your literature review. In this session, we will...*

- *Learn how to organise our workspace by customising it.*
- *Import research from EndNote and organise it into folders.*
- *Learn how to 'code' our entries using thematic and methodological codes and creating sets for later review.*
- *Running word frequency queries to reveal themes & trends across documents.*
- *Creating word trees.*
- *Use our codes to write and organise a literature review or essay.*

# Your Nvivo Workspace

## Detail View

- This is where your literature, notes, etc., are viewable and editable.

## Navigation View

- This is where your codes, classifications, notes, queries and visualisations are stored.

# Your Nvivo Workspace

Detail View

Navigation View

The screenshot displays the Nvivo workspace interface. On the left is the Navigation View, which includes a sidebar with the NVIVO logo and a project name 'Dissertation.nvpx'. Below this, there are sections for 'Data' (listing files like 'Austerity-Crisis', 'Dublin', 'Ethics', etc.) and 'ORGANIZE' (listing 'Coding', 'Cases', 'Notes', 'Sets'). The main area on the right is the Detail View, which shows a table of data with columns for Name, Codes, References, Created on, Created by, Modified on, Modified by, and Color. The table lists several items, with 'Dedemocratising the Irish planning system' selected. Below the table, there is a preview of the selected item, showing the cover of the journal 'European Planning Studies' and the title 'De-democratising the Irish planning system' by Mick Lennon & Richard Waldron. The interface also includes a top menu bar with options like Home, Edit, Import, Create, Explore, Share, and Modules, and a bottom toolbar with various icons for file management and analysis.

Name	Codes	References	Created on	Created by	Modified on	Modified by	Color
- Urban Planning and Reg...	10	64	27 Dec 2021 at 20:...	JMR	10 Jan 2022 at 18:36	JMR	Green
Dedemocratising the Irish...	0	0	19 Jan 2022 at 20:37	JMR	19 Jan 2022 at 20:37	JMR	Green
From brown envelopes to...	6	38	21 Dec 2021 at 20:...	JMR	18 Jan 2022 at 07:33	JMR	Green
Ireland's New National Pl...	0	0	19 Jan 2022 at 20:37	JMR	19 Jan 2022 at 20:37	JMR	Green
Irish Urban Planning Und...	0	0	19 Jan 2022 at 20:...	JMR	19 Jan 2022 at 20:...	JMR	Green
Irish urban policy- from b...	0	0	15 Jan 2022 at 21:14	JMR	16 Jan 2022 at 23:07	JMR	Red

1 item selected

- Urban Plann... Dedemocrati...

Dedemocratising the Irish planning system

Selection Mode T [Icon] Zoom 100% [Icon] Recognize Text


European Planning Studies

De-democratising the Irish planning system

Mick Lennon & Richard Waldron

ISSN: 0965-4313 (Print) 1469-5944 (Online) Journal homepage: <https://www.tandfonline.com/loi/ceps20>

# Importing and Exploring



## Project

- Import external Nvivo data

## NCapture

- Upload from website

## Files

- Import a variety of files such as pdfs, documents, pictures, videos

## Classifications

- Upload external sheets

## Bibliography

- From Endnote, Mendeley, etc.

## Notes

- Upload Word documents
- Upload from One Note



# Let's Explore

## Text search queries

- Search text for specific words and use unique operators

## Word-frequency queries

- Finding themes across the literature to reveal trends across documents

## Matrix coding queries

- Sometimes you can double code an entry - this query leads you review and compare those stacked codes

## Extras

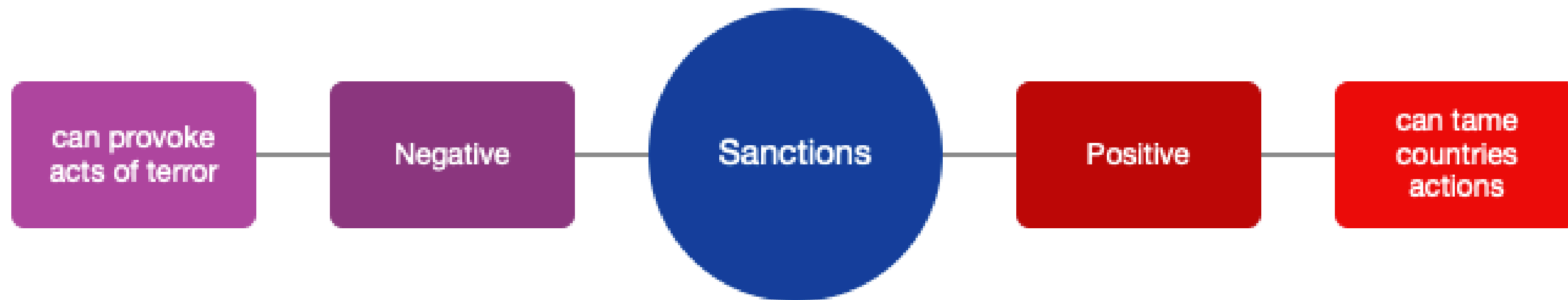
- saving coding queries
- viewing references
- spread coding broad/narrow/custom



# Using Mind Maps

*Making child, sibling, float ideas*

*We can turn these sections into codes for later reference*



# *The Brainstorming Process*

We're going to presume that you've already gathered some research and have at least 8-10 sources to get started with. You probably have an idea of some of your key topics and themes. But let's enhance our knowledge.

## *Word-Frequency Query*

- This query can help us notice common themes and topics across the literature.

## *Mind Maps*

- With our new themes and topics, we can start making a mini mind map.

# Coding

*We can use our codes to collect references as we read. By using thematic, methodological or chronological coding we can keep these references organised in a way that makes it easier for us to refer to literature when writing our essay later.*

*When I'm writing my essays I code by themes...*

*I nest my codes under one "blanket topic," for example "sanctions"*

- positive/negative*
- policy solutions/problems*

*This helps keep them organised.*

# *Okay - but how does it work?*

Let's see what we have. We have our mind-map, our codes, our annotations. Now we...

## *Trust the process*

- Let's swap over our outline to a word document. From there, we can split the screen and keep NVivo open to refer to as we write
- Writing an essay is never easy - but this makes it easier to sort through your academic references, limits how disorganised we can all get sometimes when writing an assignment.



# Keep learning



Looking for more information on how to use Microsoft Word? Why not try...

- YouTube videos
  - The University of Hull offers in-depth tutorials
  - [https://www.youtube.com/watch?v=VAAktvxG\\_aE](https://www.youtube.com/watch?v=VAAktvxG_aE)



LEARN MORE





# LevUL up

ULs Student Digital Skills Series



**Enhancing  
Digital Teaching  
and Learning**

Irish Universities Association



UNIVERSITY OF  
**LIMERICK**  
OLLSCOIL LUIMNIGH

Centre for  
Transformative  
Learning

# Thank you!



University of Limerick,  
Limerick, V94 T9PX,  
Ireland.  
Ollscoil Luimnigh,  
Luimneach,  
V94 T9PX, Éire.  
+353 (0) 61 202000

[ul.ie](http://ul.ie)